



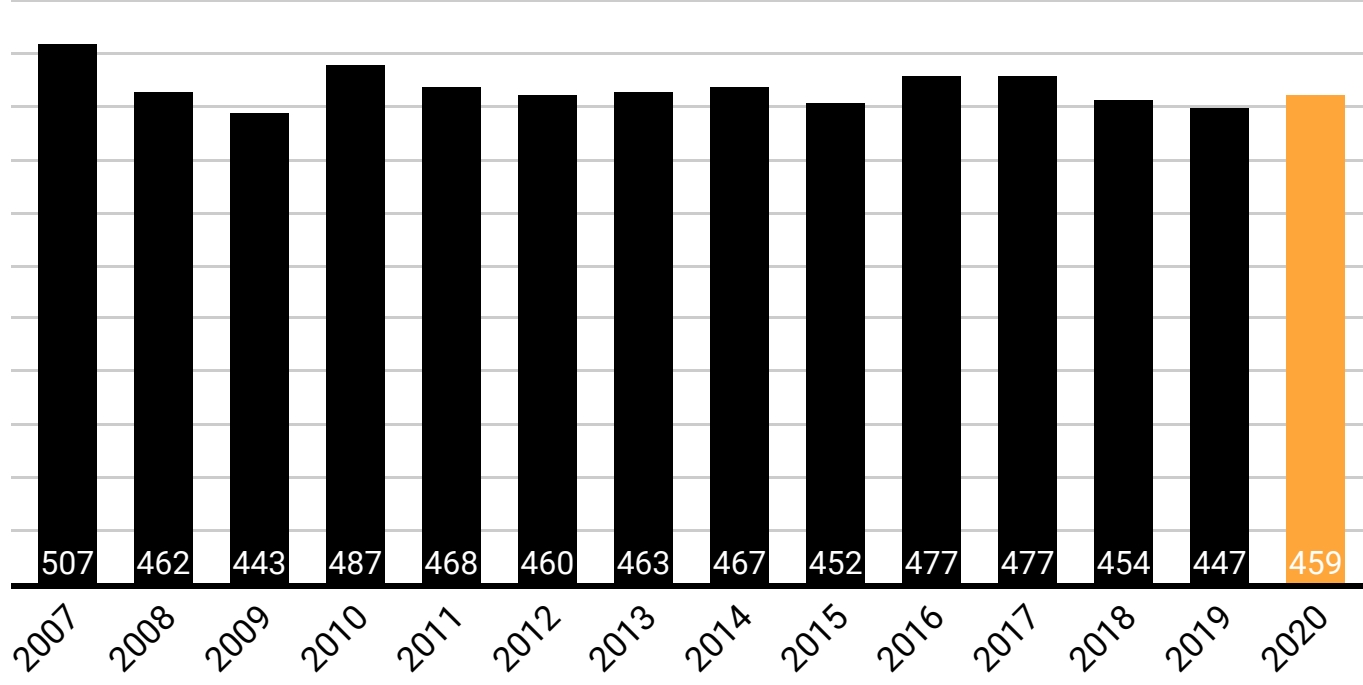
EPLF® - EUROPEAN PRODUCERS OF LAMINATE FLOORING ASSOCIATION E.V.

Total sales 2020

EPLF® publishes annual statistics on the total sales for the previous year. The data reported by ordinary members (producers) is collected on a quarterly basis and summed up at the end of the year. The Association makes public only the information below, as all other data is confidential and reserved for members.

World market: sales of EPLF members in mil m² (Europ. production) 2007 - 2020

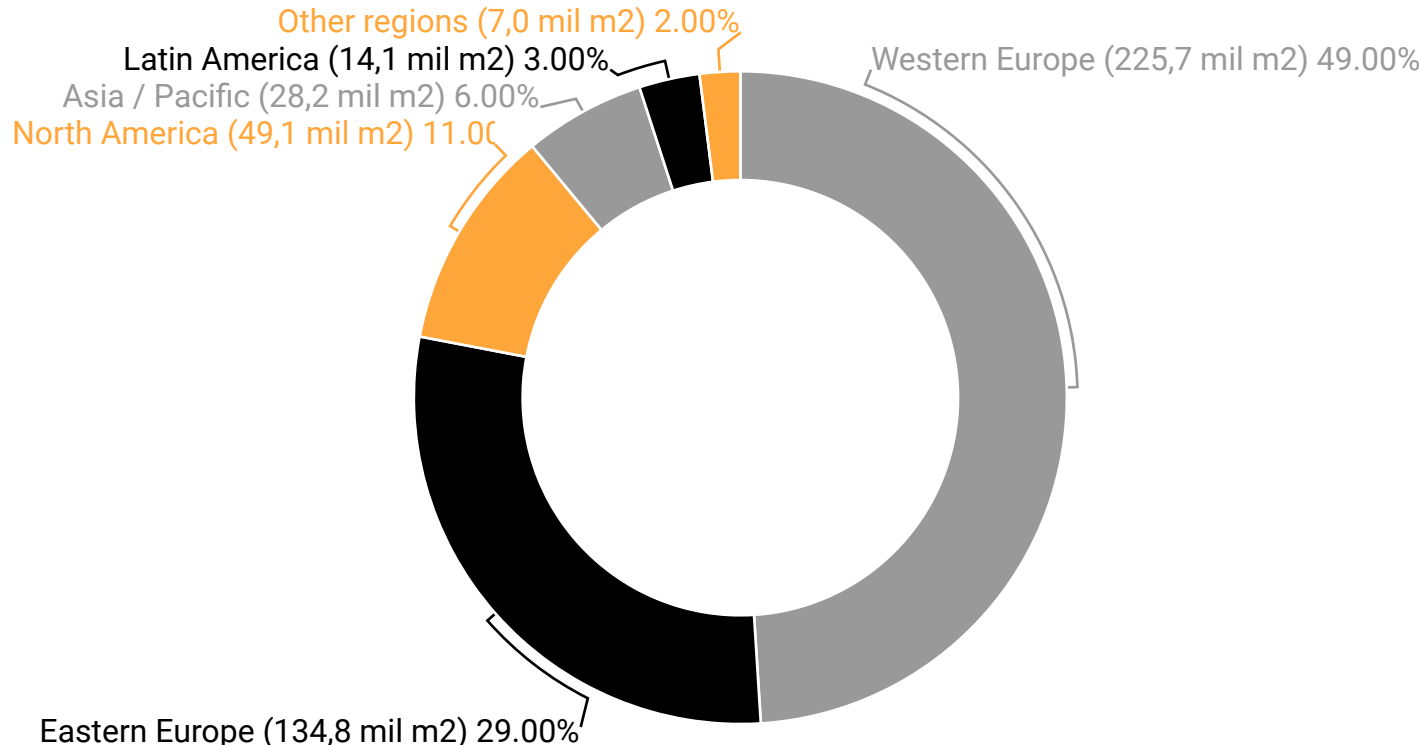
Weltmarkt: Absatz der EPLF-Mitglieder in Mio. m² (Europ. Produktion)
 Marché mondial: Ventes des entreprises membres de l'EPLF en millions de m² (prod. europ.)



After a slow first semester showing the impact of COVID in most regions, **the year ends with a slight increase with EPLF members total sales for 2020 at 459.028.326.** This represents an **increase of +2,74% compared to 2019** (and +1,21% vs 2018). Interestingly, sales remained strong in North America throughout the year and after an initial set-back in Western Europe, they picked up towards the end of the year. This upward trend is most likely due to renovations and DIY during lockdown.

World market: sales of EPLF members in mil m² (Europ. production) 2020

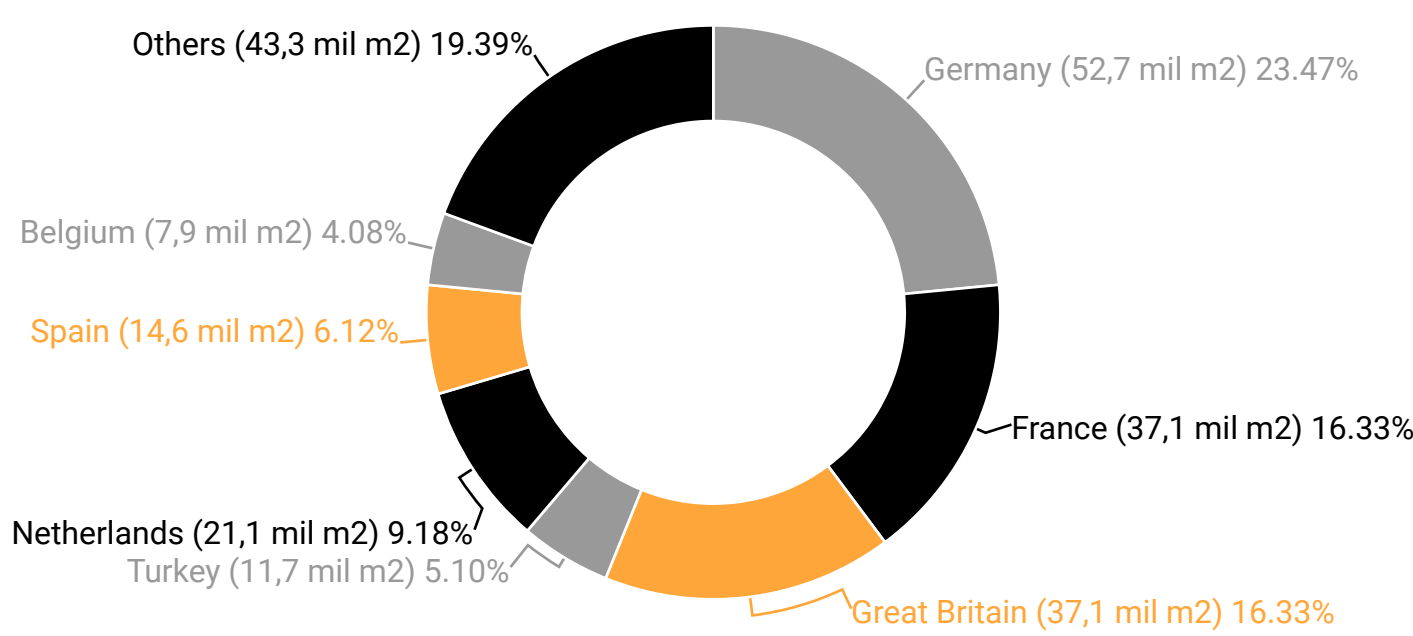
Weltmarkt: Absatz der EPLF-Mitglieder in Mio. m² (Europ. Produktion)
 Marché mondial: Ventes des entreprises membres de l'EPLF en millions de m² (prod. europ.)



- 2020 sales in Western Europe: 225.731.842 (+3,6% compared to 2019)
- 2020 sales in North America: 49.064.712 (+22,4% compared to 2019)
- 2020 sales in other countries: 2.345.081 (+162% compared to 2019)

Western Europe: sales of EPLF members in mil m² 2020

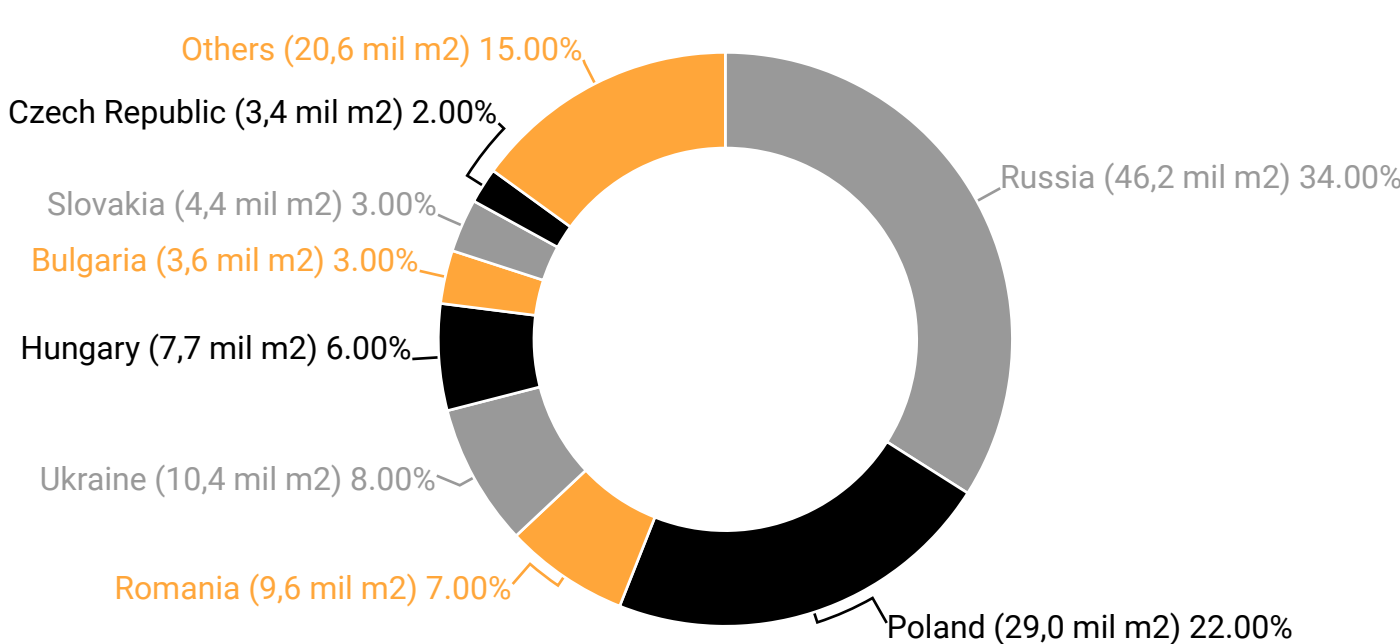
Westeuropa: Absatz der EPLF-Mitglieder in Mio. m² (Europ. Produktion)
 Europe de l'Ouest: Ventes des entreprises membres de l'EPLF en millions de m² (prod. europ.)



- 2020 sales in Western Europe: 225.731.842 (+3,6% compared to 2019)
- Great Britain's sales went up by +13,7% compared to the previous year
- The Netherlands also registered a significant rise in sales with +13,8% vs 2019
- Denmark and Sweden both had a growth of over 20% in sales vs 2019 (+ 23,6% and + 21,6% respectively)

Eastern Europe: sales of EPLF members in mil m² 2020

Osteuropa: Absatz der EPLF-Mitglieder in Mio. m² (Europ. Produktion)
 Europe de l'Est: Ventes des entreprises membres de l'EPLF en millions de m² (prod. europ.)



- 2020 sales in Eastern Europe: 134.816.688 (-0,2% compared to 2019)
- Steady rise of sales in Russia with +5,6% vs 2019
- Hungary saw an increase of sales of +11,7%
- Poland and Romania had a decrease in sales vs 2019 of -6,6% and -4,9% respectively

Other markets: sales of EPLF members in mil m² 2020

Andere Märkte: Absatz der EPLF-Mitglieder in Mio. m² (Europ. Produktion)
 Autres marchés: Ventes des entreprises membres de l'EPLF en millions de m² (prod. europ.)

